


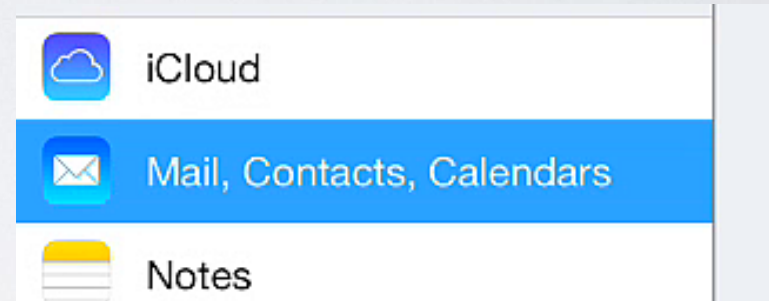
# TAYLOR IPAD EMAIL

please follow this for setup



Select "Settings"

Select "Mail, Contacts, Calendars"



ACCOUNTS


Add Account >

Select "Add Account"


# Select “Google”

accounts.google.com

**Gmail**



Sign in with your Google Account



Email


Password


[Sign in](#)


[Need help?](#)


[Create an account](#)


One Google Account for everything Google





 iCloud

 Exchange

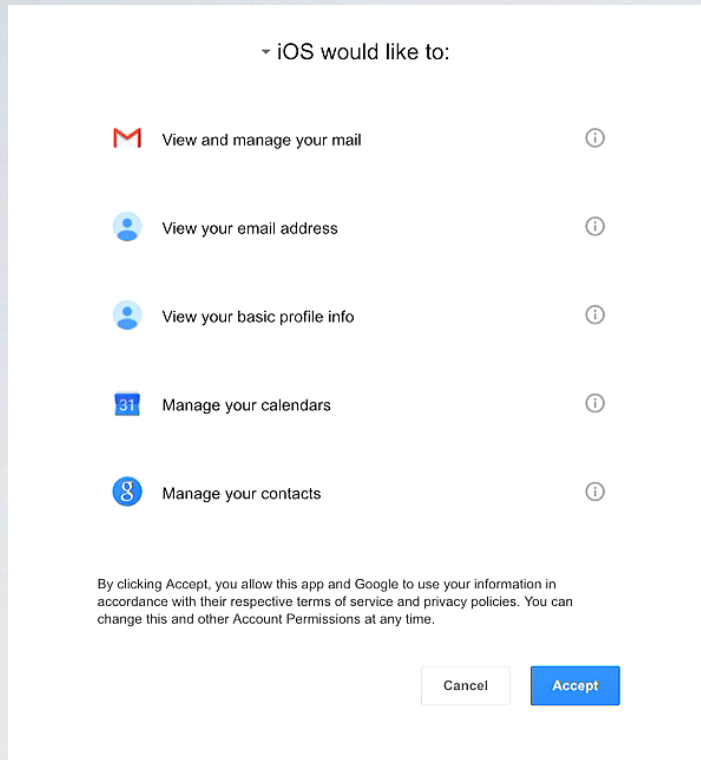
 Google™

 YAHOO!

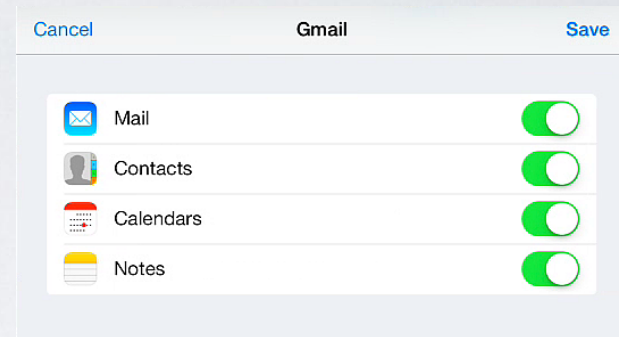
 **Aol.**

 Outlook.com

Email (full taylor email)  
Password (computer logon)  
Select “Sign In”



Select “Accept”



Select “Save”

If the “Save” is not available, you have entered a wrong password or email address, try again.

Taylor Technology

[support@taylor.k12.in.us](mailto:support@taylor.k12.in.us)